


Dual 2x2 Bypass Mechanical Optical Switch

The Dual 2x2 Bypass Mechanical Fiber Optical switch connects optical channels by directing or blocking an incoming optical signal into the output fiber. This is achieved using a patent pending opto-mechanical configuration and activated via an electrical control signal. A latching version preserves the selected optical path after the drive signal has been removed, while the non-latching versions default to either the open or closed state when power is removed. The switch has integrated electrical position sensors. The new material based advanced design significantly reduces moving part position sensitivity, offering unprecedented high stability as well as unmatched low cost



Features

- ◆ Unmatched Low Cost
- ◆ Low Optical Distortions
- ◆ High Isolation
- ◆ High Reliability
- ◆ Epoxy-Free Optical Path

Applications

- ◆ Channel Blocking
- ◆ Configurable Add/Drop
- ◆ System Monitoring
- ◆ Instrumentation

Specifications

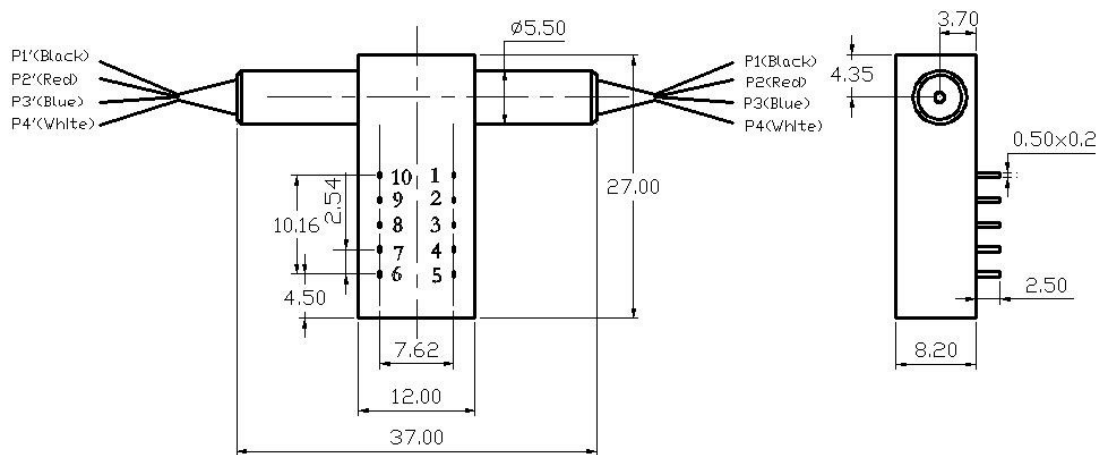
Operating Wavelength	1260~1620nm (SM) 850nm(MM)	Insertion Loss	$\leq 1.0\text{dB}$
Wavelength Dependent Loss	$\leq 0.25\text{dB}$	Polarization Dependent Loss	$\leq 0.05\text{dB}$
Temperature Dependent Loss	$\leq 0.20\text{dB}$	Return Loss	SM $\geq 50\text{dB}$ MM $\geq 30\text{dB}$
Cross Talk	SM $\geq 55\text{dB}$	Switch Time	$\leq 8\text{ms}$

	MM≥35dB		
Repeatability	≤±0.02dB	Durability	≥10 ⁷ times
Operating Voltage	3 or 5V	Switch Type	Non-Latching/Latching
Operating Temperature	-20~+70°C	Storage Temperature	-40~+85°C
Optical Power	≤500mW	Dimension	27.0L×12.0W×8.2H mm

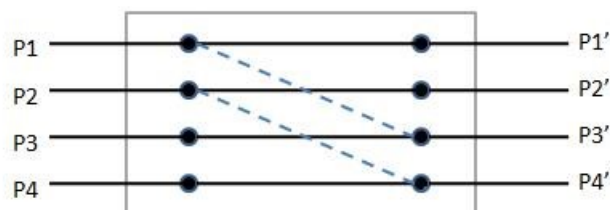
Pin Configurations

Type	Optical Route	Electric Drive				State Sensor			
		Pin 1	Pin 5	Pin 6	Pin 10	Pin 2-3	Pin 3-4	Pin 7-8	Pin 8-9
Latching	P1-P1'、P2-P2' P3-P3'、P4-P4'	V+	GND	--	--	Open	Close	Close	Open
	P1-P3'、P2-P4'	--	--	GND	V+	Close	Open	Open	Close
Non-latching	P1-P1'、P2-P2' P3-P3'、P4-P4'	V+	--	--	GND	Open	Close	Close	Open
	P1-P3'、P2-P4'	--	--	--	--	Close	Open	Open	Close

Mechanical Dimensions (Unit:mm)



Optical Route



Ordering Information

RD-FSW	-D2X2B-	-Wavelength-	-Switch Type-	-Voltage-	-Fiber Type-	-Package-	-Fiber length-	-Connector
		1060=1	Latching=1	3V=3	SM28=1	Bare	0.25m=1	None=1
		C+L=2	Non-latching=2	5V=5	50/125=5	fiber=1	0.5m=2	FC/PC=2
		1310=3	MINI Latching=3	Special=0	62.5/125=6	900um	1.0m=3	FC/APC=3
		1410=4	MINI Non-latching=4		Special=0	tube=3	Special=0	SC/PC=4
		1550=5	Special=0			Special=0		SC/APC=5
		650=6						ST/PC=6
		780=7						LC/PC=7
		1260-1610=A						Duplex
		1310/1550=9						LC=8
		850=8						Special=0
		Special=0						